

# Single Outcome Agreement I Annual Report 2011-2012



# Argyll and Bute 2009 - 2012 Single Outcome Agreement

## Annual Report 2011/12

For further information contact:  
Jane Fowler, Head of Improvement and HR  
[Jane.fowler@argyll-bute.gov.uk](mailto:Jane.fowler@argyll-bute.gov.uk)  
01546 604466

© 2013 Argyll and Bute Community Planning Partners

## ***Introduction***

The Single Outcome Agreement (SOA) is a three year agreement between the partners that make up the Argyll and Bute Community Planning Partnership and the Scottish Government.

Argyll and Bute's SOA has been agreed by all members of the Community Planning Partnership (CPP). This includes elected members, public and private sector organisations and community and voluntary organisations.

The SOA binds partners in a joint agreement to deliver services collectively in the best interests of and in partnership with the communities and individuals in Argyll and Bute.

The Annual SOA report to the Scottish Government sets out how Argyll and Bute CPP has contributed towards the fulfilment of the Government Purpose and the National Outcomes.














This report presents performance information on progress towards the 15 National Outcomes and this is illustrated by a green/red status. The overall performance for each outcome is arrived at by a simple roll-up of success measures. Tolerances set are as follows:

All green = overall green  
Majority green = overall amber  
Majority red = overall red

- 7 outcomes are green where overall performance has improved from the 2010/11 level
- 6 outcomes are amber where overall performance remains on track against the targets set
- 2 outcomes (National Outcomes 11 and 13) for which Argyll and Bute CPP has no updated success measures for 2011/12
  
- Of the 41 measures that are in the SOA:
  - 34 or 83% are green and have improved from the previous year or are exceeding the targets that have been set.
  - 1 or 2.4% are amber which relates to a basket of indicators which is made of success measures which are green and red
  - 6 or 14.6% have seen performance fall or have not met the targets that have been set



The report covers factual content on the progress against the national outcomes and details the success measures that have been identified for each outcome. The report also contains narrative information relating to support the performance information for the success measures identified. The report is based on the performance on the available data for the financial year 2011/12.

## Summary Table of Progress on Outcomes 2011/12

	<b>National Outcomes</b>	<b>Status</b>
1.	We live in a Scotland that is the most attractive place for doing business in Europe.	 Amber
2.	We realise our full economic potential with more and better employment opportunities for our people.	 Green
3.	We are better educated, more skilled and more successful, renowned for our research and innovation.	 Green
4.	Our young people are successful learners, confident individuals, effective contributors and responsible citizens.	 Amber
5.	Our children have the best start in life and are ready to succeed.	 Green
6.	We live longer, healthier lives.	 Amber
7.	We have tackled the significant inequalities in Scottish society.	 Amber
8.	We have improved the life chances for children, young people and families at risk.	 Amber
9.	We live our lives safe from crime, disorder and danger.	 Green
10.	We live in well-designed, sustainable places where we are able to access the amenities and services we need.	 Amber
11.	We have strong, resilient and supportive communities where people take responsibility for their own actions and how they affect others.	
12.	We value and enjoy our built and natural environment and protect it and enhance it for future generations.	 Green
13.	We take pride in a strong, fair and inclusive national identity.	
14.	We reduce the local and global environmental impact of our consumption and production.	 Green
15.	Our public services are high quality, continually improving, efficient and responsive to local people's needs.	 Green




**National Outcome 1 – We live in a Scotland that is the most attractive place for doing business in Europe.**





**Key success measures**

Ref	Lead Organisation	Success measures	Commentary	Status
HIE1b	Highlands and Islands Enterprise	Total account managed businesses	Total number of account managed businesses in 2011/12 was 63 against a target of 60.	 Green
LPI09	Visit Scotland	Annual visitor numbers to Tourist Information Centres	The annual visitor numbers to Tourist Information Centres decreased to 1,041,957 in 2011/12 from 1,329,728 in 2010/11. The target for 2011/12 was 1,464,564.	 Red

**National Outcome 2 – We realise our full economic potential with more and better employment opportunities for our people.**

**Key success measures**


Ref	Lead Organisation	Success measures	Commentary	Status
LPI06	Argyll and Bute Council	Percentage of planning applications dealt with in 2 months	At the end of 2011/12 69% of planning applications were dealt with in 2 months which exceeded the set target and is amongst the best performance recorded by Argyll and Bute Council in recent years.	 Green
ABC01b	Argyll and Bute Council	Clear objectives for renewables development	<p>The annual review of the REAP has been progressed by lead partners Argyll and Bute Council and HIE.</p> <p>Notable progress included:</p> <ul style="list-style-type: none"> <li>• The skills sub group have initiated a skills demand mapping exercise, working closely with the industry.</li> <li>• Partners agreed recommendations outlined for a review of the Argyll and Bute Council Policy on Community Benefit from windfarms. A&amp;BC will progress the necessary work required to finalise the proposed update. Partners agreed to ensure alignment of ongoing discussions and work relative to offshore wind.</li> <li>• Tiree Onshore Scenario Mapping:</li> </ul>	 Green
		Developers signed up to the renewable concordat	A new concordat is being drafted with Scottish Power Renewables with regard to the Bein An Tuirc 2 wind farm and it is hoped that this will be launched towards the end of the year	 Green

HIE2	Highlands and Islands Enterprise	Number of account managed social enterprises	20 account managed social enterprises were supported through growth plans in 2011/12 against a target of 16.	 Green
LPI05	Scottish Government	Increased levels of net in-migration	There appears to be a continuing trend of outward migration from Argyll and Bute as the population estimates has risen to 89,590 in 2011 compared with 89,200 in 2010.	 Green
ABC09a	Argyll and Bute Council	Business start ups supported	In 2011/11 the Business Gateway service achieved 154 business start-ups against a target of 135.	 Green
		% supported businesses still operating after 2 years	In 2011/12, actual performance highlighted that 91% of businesses supported were still operating after 2 years against a target of 80%.	 Green












**National Outcome 3 – We are better educated, more skilled and more successful, renowned for our research and innovation.**









**Key success measures**

Ref	Lead Organisation	Success measures	Commentary	Status
NP07	Scottish Government	School leavers in positive destinations	90.1% of school leavers in Argyll and Bute were in positive destinations in 2011/12 indicating an increase from 89% in 2010/11.	 Green

**National Outcome 4 – Our young people are successful learners, confident individuals, effective contributors and responsible citizens.**




**Key success measures**







Ref	Lead Organisation	Success measures	Commentary	Status
ABC04a	Argyll and Bute Council	Curriculum for Excellence implemented	<b>Overall performance for Curriculum for Excellence</b>	 Green
			100% of pupils experienced different teachers in 2011/12 achieving the local authority target as per the requirement of Curriculum for Excellence.	 Green
			85% of schools devoting at least 25% of curricular time on interdisciplinary learning by the end of Level 4 against a target of 75%.	 Green
			95% of schools meeting their target to reduce the number of teachers in contact with S1-S3 pupils against a target of 85%.	 Green
			53% of schools where all teachers are providing appropriate personal support to pupils against a target of 30%.	 Green
			80% of schools had a statement of opportunities for personal achievement against a set target of 80%.	 Green
			100% of schools providing vocationally orientated curricular experiences against a target of 100%.	 Green
			97% of schools with a pupil council against a target of 95%.	 Green
ABC04d	Argyll and Bute Council	Attainment levels in national qualifications	<b>Overall performance in national qualifications</b>	 Amber

			16% of S6 students attaining 1 or more subjects at level 7 or better against the authority target of 15% and the national average of 15%	 Green
			36% of S6 students attaining 3 or more subjects at level 6 or better against the authority target of 34% and the national average of 35%.	 Green
			13% of S5 students attaining 5 or more subjects at level 6 or better against the authority target of 10% and the national average of 12%.	 Green
			22% of S6 students attaining 5 or more subjects at level 6 or better against the authority target of 22% and the national average of 23%.	 Green
			93% of S6 students attaining English and Maths at level 3 or better against the authority target of 96% and the national average of 94%.	 Red
			27% of S5 students attaining 3 or more subjects at Level 6 against the authority target of 25% and the national average of 26%.	 Green
			79% of S4 students attaining 5 or more subjects at Level 4 or better against the authority target of 84% and the national average of 78 %. The current data analysis does not allow for the inclusion of Skills for Work results or other alternative qualifications delivered by external providers.	 Red
			37% of S4 students attaining 5 or more subjects at level 5 or better against authority target of 39% and the national average of 35%. The current data analysis does not allow for the inclusion of Skills for Work results or other alternative qualifications delivered by external providers.	 Red

**National Outcome 5 – Our children have the best start in life and are ready to succeed.**







**Key success measures**

Ref	Lead Organisation	Success measures	Commentary	Status
ABC04b	Argyll and Bute Council	Number of children accessing the Early Years service	The take up of pre-school provision achieved the target of 100%.	 Green
ABC04h	Argyll and Bute Council	Uptake of school meals	The uptake of free school meals on survey day increased to 85% in 2011/12 compared with 79% achieved in 2010/11.	 Green
NHS-H3	Argyll & Bute CHP	Child healthy weight intervention programme	Argyll and Bute CHP achieved 28 completions for the child healthy weight intervention programme in 2011/12 against a revised HEAT target of 13.	 Green

National Outcome 6 – We live longer, healthier lives.				
Key success measures				
Ref	Lead Organisation	Success measures	Commentary	Status
ABC05c	Argyll and Bute Council	Waiting list for home care adults	No client was awaiting Free Personal Care within their home as part of a Community Care package in Argyll and Bute in 2011/12. This was an improvement on the 1 person who was waiting in 2011/12.	 Green
ABC05d	Argyll and Bute Council	Waiting list for residential care adults	No client was awaiting a Care Home Placement in 2011/12 which was an improvement in the 6 people waiting in 2011/12.	 Green
ABC05b	Argyll and Bute Council	Decrease the % of older people receiving services cared for in care home	The percentage of people in institutional care in March 2012 was 33% showing improved performance against 34% in March 2011 but still greater than the target of no more than 30%.	 Red
NHS-STANDARD	Argyll & Bute CHP	Diagnostic tests: 6 weeks	Argyll and Bute CHP achieved their target of having no patients waiting over 4 weeks at the end of 2011/12.	 Green
NHS-H7	Argyll & Bute CHP	Proportion of new born children breastfed	At the end of 2011/12, 28.6% of children in Argyll and Bute were breastfed. This was below the target set of 36%.	 Red
NHS-T9	Argyll & Bute CHP	Improve management of dementia patients	Figures in 2011/12 shows a favourable level of performance in the early diagnosis and management of dementia patients. In 2011/12, 759 per 100,000 people had been diagnosed early achieving the target set.	 Green



## National Outcome 7 – We have tackled the significant inequalities in Scottish society.

### Key success measures

Ref	Lead Organisation	Success measures	Commentary	Status
ABC05a	Argyll and Bute Council	Community based support for children affected by disability	At the end of 2011/12, 77% of children with a disability received community based support against a local authority target of 80%.	 Red
	Argyll and Bute Council	Proportion of looked after and accommodated children in a residential setting	In 2011/12, 17% of Looked After Accommodated Children were in a residential placement against a target of no more than 27%.	 Green
ABC05b	Argyll and Bute Council	Resource centre placement for learning disability clients. ( Resource Centre only)	3% of Learning Disability service users attend resource centres against a target of no more than 10% for 2011/12.	 Green
ABC06a	Argyll and Bute Council	Completions on shared equity and social rented houses	A total of 80 completions were achieved in 2011/12 against a target of 60.	 Green
		Proportion of homeless households assessed in priority need	Performance for 2011/12 was recorded at 92% which exceeded the target set of 90%.	 Green
		Repeat homelessness within 12 months of case being completed	The overall repeat percentage for 2011/12 is 4.5% which is within the national average of 5%.	 Green






**National Outcome 8 – We have improved the life chances for children, young people and families at risk.**

**Key success measures**


Ref	Lead Organisation	Success measures	Commentary	Status
ABC04c	Argyll and Bute Council	Attainment of looked after children: Number and percentage attaining at least one SCQF level 3 (any subject)	After a level of performance of 70% in 2010/11 academic attainment decreased to 55.2% in 2011/12. However, this fluctuation relates to a relatively small cohort of pupils.	 Red
		Attainment of looked after children: Number and percentage attaining at least one SCQF level 3 in English AND Maths	After a level of performance of 36.8% in 2009/10, academic attainment of looked after children attaining at least one SCQF level 3 in English and Maths increased to 50% in 2010/11 against a target of 40%.	 Green

## National Outcome 9 – We live our lives safe from crime, disorder and danger.

### Key success measures



Ref	Lead Organisation	Success measures	Commentary	Status
LTS01	Strathclyde Police provides data to Argyll and Bute Council	Road accidents: fatal and serious injuries	The number of fatal and serious injuries on Argyll and Bute roads in 2011 was 63 which was a reduction from 81 in 2010.	 Green
LTS02	Strathclyde Police provides data to Argyll and Bute Council	Road accidents: slight injury casualties	The number of slight injury casualties in 2011 was 252 which was a reduction from 316 in 2010.	 Green
LTS03	Strathclyde Police provides data to Argyll and Bute Council	Road accidents: child killed or seriously injured	There was 1 child killed or seriously injured in 2011 against the target figure of 1. There has been continued improvement made over the past 5 years.	 Green
SP1a	Strathclyde Police	Violent crime: Crimes of Violence (Group 1)	The number of crimes of violence has decreased to 12/10,000 population which is below the 4 year rolling average of 13/10,000 population.	 Green
SP2a	Strathclyde Police	Substance misuse: Detections of anti-social offences (Consumption of alcohol in public and Urinating in Public)	The number of anti social offences was 85/10,000 population in 2011/12 which is significantly higher than the performance for 2010/11, the 2011/12 target and the baseline figure. This shows continued improvement against the baseline figure of 33 in 2007/08	 Green



SP2b	Strathclyde Police	Substance misuse: Number of persons detected for drug supply crimes	There has been a sharp increase in the number of persons detected for drug supply. In 2011/12, Strathclyde Police detected 98 persons compared with 62 in 2010/11. This shows continued improvement against the baseline figure of 50 in 2007/08.	 Green
------	--------------------	---	---	--

**National Outcome 10 – We live in well-designed, sustainable places where we are able to access the amenities and services we need.**

**Key success measures**

Ref	Lead Organisation	Success measures	Commentary	Status
LPI01	Argyll and Bute Council receives data as per Scottish Roads Maintenance Condition Survey (SRMCS)	Network road condition indicator (excludes trunk roads)	<p>In 2011/12 58.9% of the road network in Argyll and Bute was in either the red or amber band for condition, according to Road Condition Index (RCI) against a target of 56%.</p> <p>In 2011 the Council's Roads &amp; Amenity service developed the Roads Asset Management and Maintenance Strategy which set out a 3 year roads recovery programme and a 10 year proposed strategy for roads. The Council committed to a 3 year £21M capital roads reconstruction programme for 2012-15 in its Budget of February 2011</p>	 Red
ABC08	Argyll and Bute Council	Waterfront and town centre regeneration - progress on the key projects that comprise the CHORD programme	100% of Full Business Cases were approved achieving the target was set for 2011/12.	 Green


**National Outcome 11** – We have strong, resilient and supportive communities where people take responsibility for their own actions and how they affect others.

**Key success measures**

There are no key success measures relating to this national outcome for 2011/12..

**National Outcome 12 – We value and enjoy our built and natural environment and protect it and enhance it for future generations.**

**Key success measures**

Ref	Lead Organisation	Success measures	Commentary	Status
SEARS2a	SEARS	Trial reintroduction of beavers to Knapdale	In 2011/12, 96 events and activities were held with a focus on the Beaver Trail in Knapdale. In addition, 3350 people engaged with the project. There was press coverage and the trial and the surrounding area appeared on 4 national TV shows. 3 out of the 4 families of beavers have successfully bred and all are established in the wild. The project was also used a platform to launch the Heart of Argyll Tourism Alliance.	 Green



**National Outcome 13 – We take pride in a strong, fair and inclusive national identity.**

**Key success measures**

There are no key success measures relating to this national outcome for 2011/12..


**National Outcome 14 – We reduce the local and global environmental impact of our consumption and production.**

**Key success measures**

Ref	Lead Organisation	Success measures	Commentary	Status
ABC02a	Argyll and Bute Council	Increased recycling rate for household waste	In 11/12 year combined recycling ,composting and recovered was 40.5% against the target of 40% .	 Green
		Reduced Biodegradable Municipal Waste going to landfill	In 2011/12, 21382 tonnes of Biodegradable Municipal Waste was sent to landfill against a target of no more than 21500 tonnes.	 Green

**National Outcome 15** – Our public services are high quality, continually improving, efficient and responsive to local people’s needs.

**Key success measures**

Ref	Lead Organisation	Success measures	Commentary	Status
NHS-H6	Argyll & Bute CHP	Through smoking cessation services, support 8% of your Board’s smoking population in successfully quitting (at one month post quit)	As a result of the smoking cessation services available, there has been an increase in the Community Health Partnership’s smoking population successfully quitting. The cumulative figure for 2011/12 was 538 compared with a target of 420.	 Green